


TT-138 B/BP

Pressurised water temperature control unit

Powerful device with wide temperature range and high functionality

- with external measurement
- with two-stage cooling system
- with mould drainage

	Water up to 160°C
	Heating capacity 18 kW 24 kW
	Cooling capacity 85 kW @ 160°C indirect 60 kW @ 60°C direct
	Cooling system indirect / direct
Applications: moulds, double walled vessels, small rollers	



Functions

- Self-optimizing temperature controller with temperature display 1/10°C – steps
- Display in °C to or °F and l/min or gal/min
- Digital flow display and monitoring
- Automatic temperature control
- Switchover for temperature control on the mould
- Heating switchable in stages
- Heaters with cascade connection
- Display of system and flow pressure
- Automatic water filling
- Automatic mould drainage with compressed air
- Automatic air venting
- Pressure relief
- Leakstopper device – operation in pressure and vacuum mode possible

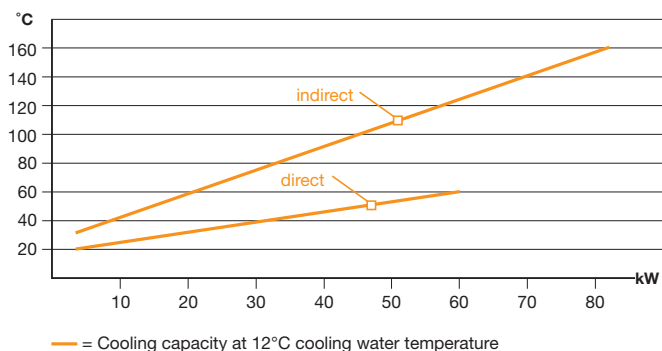
Construction

- Proven pump with mechanical seal or magnetic coupling
- With two cooling systems: indirect and direct cooling
- Limescale free heat exchanger
- Corrosion resistant device for a long service life
- All parts in contact with water are made of stainless steel or bronze
- Unit on castors

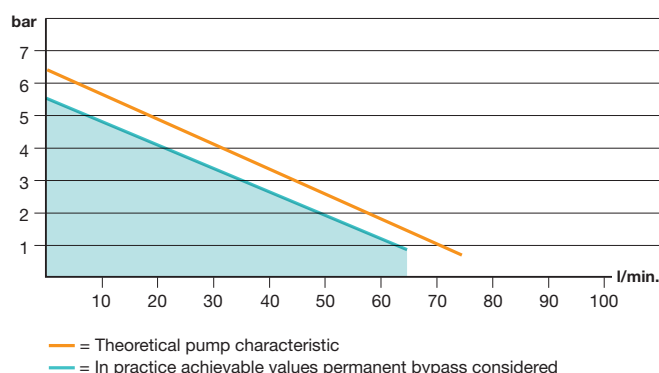
Safety features

- Level control for dry run protection
- Electronic temperature limitation and monitoring in the controller
- Mechanical safety thermostats
- Visual and acoustic fault indications
- Integrated circuit breakers
- Main switch, transformer and motor protection switch

Cooling capacity



Pump capacity



Technical data

Product attribute	Unit	TT-138 B/BP
Temperature range	°C	Up to 160°C with water
Temperature control		Self-optimizing, electronic microprocessor controller MP-888 with digital display of the set and actual value. Automatic temperature monitoring.
Flow control		Electronically, with digital display and automatic control of the minimum flow.
Heating capacity	kW	18 kW 24 kW
Switchable in stages		6/12 6/18 Automatic switching of the required heating power
Cooling capacity		
Indirect	kW	Approx. 85 kW at 160°C - see diagram
Direct	kW	Approx. 60 kW at 60°C - see diagram
Pump capacity		
Motor	kW	1,8 kW
Pressure mode		Max. 6,5 bar / max. 75 l/min. - see diagram
Vacuum mode		Vacuum max. 8 mH ₂ O
Model		Seal less magnetic drive
Pressure increasing pump		Yes
Temperature measurement at the mould		Yes
Pressure relief		Yes
Leakstopper and mould drainage		With compressed air
Filling		Automatic
Connections		
Medium		¾" BSP female thread
Cooling water		
Inlet		With water filter 1" BSP female thread
Outlet		1" BSP male thread
Compressed air		¼" BSP female thread
Dimensions (L×W×H)	mm	1'240×480×1'400 mm, incl. castors
Weight	kg	Approx. 180 kg empty